

7


Lina's Family



0124CH07


Lina's Family Get Together

Lina stays with her family in a village. She stays with her grandparents, parents and a brother Shanbor. Her uncles, aunts and cousins live near to their house.



Lina is standing on the stool. She likes to be tall. Find out and circle the tallest member in the family.

Lina's family invited all the family members for a get together.



Let us Talk

- A. How many members are there in Lina's family?
- B. Tick the tallest member in the family.
- C. Draw a cap on the shortest family member.
- D. Who is taller than Lina's mother but shorter than Lina's father?
- E. Who is the tallest and shortest member of your family?
- F. Who is the tallest child in your class?
- G. How many children in your classroom are taller than you?






Lina lives in a hut-shaped house in a hilly area. Can you locate her house in the picture? Circle the correct options:

- A. Her house is **nearest to/farthest from** the shop and **nearest to/farthest from** the school.
- B. The school is **nearest to/farthest from** the shop and **nearest to/farthest from** red roof house.
- C. The child is **nearest to/farthest from** the school bus and **nearest to/farthest from** the school.

Amazing Facts

This is a statue of Sardar Vallabhbhai Patel also called the Statue of Unity. It is the tallest statue in the world and is located in Gujarat, India.






Let us Do

A. Tick the one which is longest.

i.

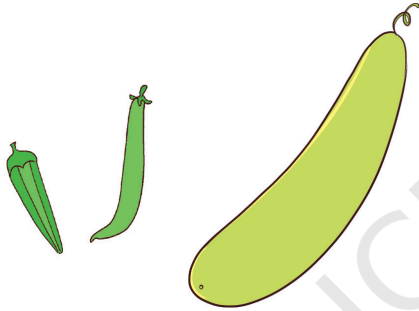


ii.



B. Tick the one which is shortest.

i.



ii.

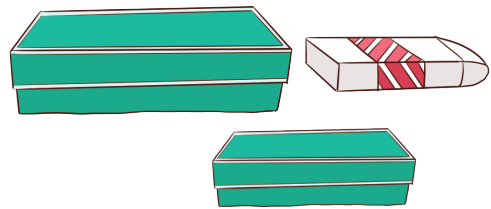


C. Tick the one which is thickest.

i.



ii.




D. Tick the one which is thinnest.

i.



ii.





Think and Do


Draw a stick or bamboo longer than this—




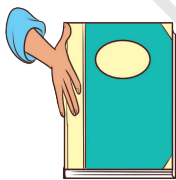
Draw a rope shorter than this—



Dadi is checking the length of Chitra's sweater by a handspan.



Chitra also wants to find out the length of the stick, table, pencil and notebook using her handspan.





Think and Answer

- A. My table is _____ handspans long.
- B. My bag is _____ handspans long.
- C. My classroom blackboard is _____ handspans long.
- D. My Maths book is _____ handspans long.
- E. My arm is _____ handspans long.
- F. My friend's arm is _____ handspans long.













Can Chitra use a handspan to find the length of all these things? Find out and circle which things around you are shorter than a handspan? Can we use fingers also to find the length of these things?





Let us Do

What would you choose, handspan or fingers to find the length of these objects and why? Circle your options in the table. Try to guess before finding the length of these objects.

Name of the things	Circle, what will you use?	My guess	My findings
Bottle 	 handspan or fingers		
Spoon 	 handspan or fingers		
Pencil 	 handspan or fingers		
My friend's nose 	 handspan or fingers		
Leg 	 handspan or fingers		
Key 	 handspan or fingers		




Measure by footspan	My guess of footspan	My findings of footspan
Distance between my seat and the door of the classroom		
One side of classroom		
Distance between the bed and washroom		
Distance between two walls of your room		



Let us Do


A. Tick the heavier object.

i.





ii.





B. Tick the lighter object.

i.





ii.









C. Colour the heavier object.


i.



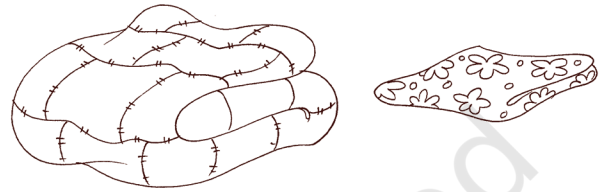
ii.



iii.




iv.




D. Colour the lighter object.


i.




ii.



iii.



iv.



Let us Talk

- A. Who is heavier between you and your friend? How will you find out? Discuss in the class.
- B. Find out your weight. Can you tell how and where your weight is usually checked?





Let us Do

A. Fill the bucket with water.

- i. _____ jugs of water will fill the bucket.
- ii. _____ glasses of water will fill the bucket.
- iii. _____ bowls of water will fill the bucket.



B. Answer the following questions.

- i. How many cups of water will fill your water bottle?

- ii. Now fill your friend's water bottle with the same cup.
How many cups of water will fill your friend's bottle?

- iii. Which bottle holds more water? _____
- iv. Try it with another bottle. Which bottle holds less water?

C. Circle the one which holds more water.




D. Water is very useful for us.

Tick the amount of water you need for the given activities.

i.



For brushing the teeth

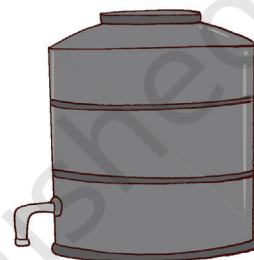


A bucket full of water A mug full of water

ii.




For bathing




A bucket full of water A tank full of water

iii.



For preparing 2 glasses of lemon water




A jug of water A bucket of water

iv.



For watering a plant



A mug of water A bucket of water





Project Work

- A. Discuss why is it important to take water in a bucket for bathing instead of shower or running tap water.
- B. Tear and paste colourful paper strips to make one portion of the strip short and another longer. The strips should be of different sizes.

Shorter These are shorter	Longer These are longer

- C. List things which are easier to carry and which are difficult to carry.

Easier to carry	Difficult to carry

- D. Get bottles, bowls and glasses of different sizes. Now see how many glasses or bowls of water can fill the bottle. Which of these can hold more water?

Ask children how many glasses of water they drink in a day. Discuss and sensitise them about water getting wasted around them, what they would do if water is left in the glass, should it be thrown or given to the plants. Also discuss other ways of saving water like closing the tap when not in use, reusing water, etc.

